



Rumson-Fair Haven Regional School District Superintendent Search Survey



HYA Executive Search
Hazard, Young, Attea & Associates




TABLE OF CONTENTS


METHODOLOGY.....	2
EXECUTIVE SUMMARY.....	3
STATE OF THE DISTRICT SUMMARY.....	4
LEADERSHIP PROFILE SUMMARY.....	4
LEADERSHIP PROFILE DETAILS.....	5
APPENDIX I: STATE OF THE DISTRICT ITEM ANALYSIS.....	6
APPENDIX II: LEADERSHIP PROFILE ITEM ANALYSIS.....	7

METHODOLOGY

The survey results contained in this document are based on ECRA Group's research related to superintendent leadership standards. The survey addresses both district performance and desired characteristics of the superintendent in relation to the following areas:

- Vision and Values (VV) - The leader's ability to provide a clear and compelling vision for the future, align district programs to the broader vision of the district, and uphold high expectations for all stakeholders
- Teaching and Learning (TL) - The leader's ability to guide educational programs, make data-driven decisions, and implement effective instructional change
- Community Engagement (CE) - The leader's ability to be the voice of the district, engage with the community, and involve stakeholders in realizing the district's vision
- Management (M) - The leader's ability to guide operations, manage resources, recruit and retain highly effective personnel, and create an equitable accountability system for all employees

Through the understanding of stakeholder's views regarding the state of the district and the desired profile of the next superintendent, this report will help the district prioritize the desired characteristics of the superintendent in a way that will advance the priorities of the community.



EXECUTIVE SUMMARY

The Rumson-Fair Haven Regional School District Superintendent Search Survey was completed by 199 stakeholders. With almost two-thirds of respondents, the largest stakeholder group surveyed were parents of students attending school. Parents of students attending school represented 59.3 percent of all respondents. Teachers made up the second most populous stakeholder group at 16.1 percent of all respondents. The third largest participant group were students at 13.6 percent of all respondents.

Regarding the State of the District, the following statements were perceived to be district strengths:

- Facilities are well maintained. (M)
- District schools are safe. (TL)
- The district has high standards for student performance. (VV)
- The district employs effective teachers, administrators and support staff in its schools. (M)
- Students are on track to be college and career ready. (TL)

The top-rated leadership profile characteristics constituents desire in a new superintendent are:

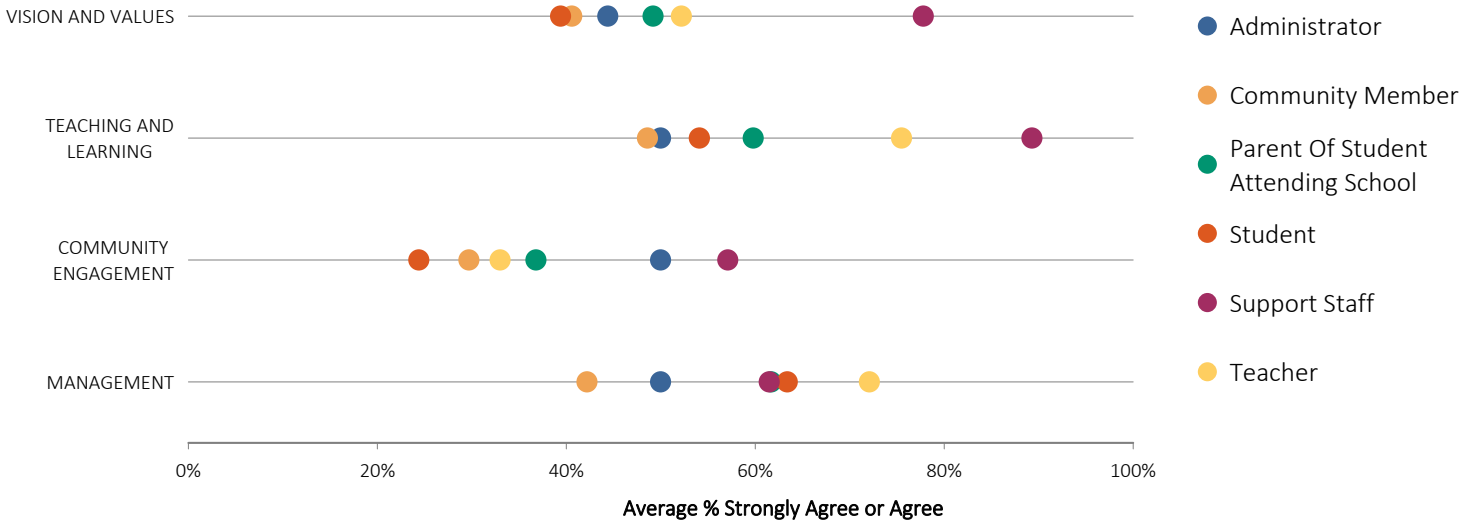
- Recruit, employ, and retain effective personnel throughout the District and its schools (M)
- Establish a culture of high expectations for all students and personnel (VV)
- Foster a positive, professional climate of mutual trust and respect among faculty, staff, and administrators (CE)
- Demonstrate a deep understanding of educational research and emerging best practices and implement strategies (VV)
- Provide transparent communication (CE)

ANALYSIS

State of the District Summary

Respondents rated statements related to the state of the district on a scale of 1 (Strongly Disagree) to 5 (Strongly Agree). Each statement corresponds to one of the following constructs: Vision & Values, Teaching & Learning, Community Engagement, and Management. Overall results are presented below; results for individual items are reported in the appendix.

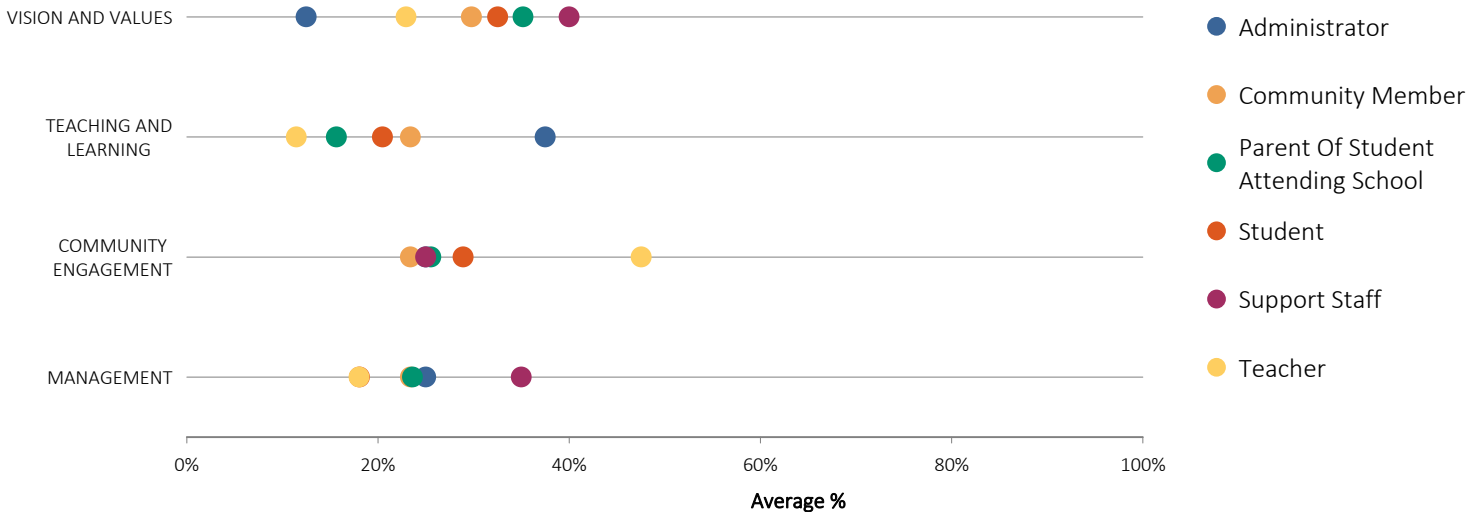
State of the District Results by Constituent Group



Leadership Profile Summary

Respondents were asked to select leadership statements that are most important in selecting a new superintendent. Each statement corresponds to one of the following constructs: Vision & Values, Teaching & Learning, Community Engagement, and Management. Overall results are presented below; results for individual items are reported on the next page.

Leadership Profile Results by Constituent Group



LEADERSHIP PROFILE DETAILS

Respondents were asked to select 4 statements they deem most important in selecting a new superintendent. Results by constituent group are presented below. Each constituent group’s top 4 most frequently selected statements are depicted by blue cells (reading the chart vertically); consensus is illustrated as multiple constituent groups selected the same statements (reading the chart horizontally).

 Top 4

	All (199)	Administrator (2)	Community Member (13)	Parent Of Student Attending School (118)	Student (27)	Support Staff (7)	Teacher (32)
Recruit, employ, and retain effective personnel throughout the District and its schools	43%	<input type="checkbox"/>	<input checked="" type="checkbox"/>	<input checked="" type="checkbox"/>	<input type="checkbox"/>	<input type="checkbox"/>	<input checked="" type="checkbox"/>
Establish a culture of high expectations for all students and personnel	42%	<input type="checkbox"/>	<input checked="" type="checkbox"/>	<input checked="" type="checkbox"/>	<input checked="" type="checkbox"/>	<input type="checkbox"/>	<input checked="" type="checkbox"/>
Foster a positive, professional climate of mutual trust and respect among faculty, staff, and administrators	41%	<input checked="" type="checkbox"/>	<input checked="" type="checkbox"/>	<input type="checkbox"/>	<input type="checkbox"/>	<input checked="" type="checkbox"/>	<input checked="" type="checkbox"/>
Demonstrate a deep understanding of educational research and emerging best practices and implement strategies	36%	<input type="checkbox"/>	<input type="checkbox"/>	<input checked="" type="checkbox"/>	<input type="checkbox"/>	<input checked="" type="checkbox"/>	<input type="checkbox"/>
Provide transparent communication	35%	<input type="checkbox"/>	<input type="checkbox"/>	<input type="checkbox"/>	<input checked="" type="checkbox"/>	<input type="checkbox"/>	<input checked="" type="checkbox"/>
Provide a clear, compelling vision for the future	34%	<input checked="" type="checkbox"/>	<input type="checkbox"/>	<input checked="" type="checkbox"/>	<input checked="" type="checkbox"/>	<input checked="" type="checkbox"/>	<input type="checkbox"/>
Be visible throughout the District and actively engaged in community life	27%	<input checked="" type="checkbox"/>	<input type="checkbox"/>	<input type="checkbox"/>	<input checked="" type="checkbox"/>	<input type="checkbox"/>	<input type="checkbox"/>
Integrate personalized educational opportunities into the instructional program	23%	<input type="checkbox"/>	<input type="checkbox"/>	<input type="checkbox"/>	<input type="checkbox"/>	<input type="checkbox"/>	<input type="checkbox"/>
Provide guidance for district-wide curriculum and instruction	19%	<input checked="" type="checkbox"/>	<input checked="" type="checkbox"/>	<input type="checkbox"/>	<input type="checkbox"/>	<input type="checkbox"/>	<input type="checkbox"/>
Effectively plan and manage the long-term financial health of the District	18%	<input type="checkbox"/>	<input type="checkbox"/>	<input type="checkbox"/>	<input type="checkbox"/>	<input type="checkbox"/>	<input type="checkbox"/>
Be an effective manager of the Districts’ day-to-day operations	17%	<input type="checkbox"/>	<input type="checkbox"/>	<input type="checkbox"/>	<input type="checkbox"/>	<input checked="" type="checkbox"/>	<input type="checkbox"/>
Understand and be sensitive to the needs of a diverse student population	14%	<input type="checkbox"/>	<input type="checkbox"/>	<input type="checkbox"/>	<input type="checkbox"/>	<input type="checkbox"/>	<input type="checkbox"/>

APPENDIX I: STATE OF THE DISTRICT ITEM ANALYSIS

Percentages of parents, students, administrators, teachers, community members, and other constituents selecting 5 (Strongly Agree) or 4 (Agree) for each item are presented below.

	All (199)	Administrator (2)	Community Member (13)	Parent Of Student Attending School (118)	Student (27)	Support Staff (7)	Teacher (32)
OVERALL							
Please rate the overall quality of education in the District.	82%	50%	62%	85%	74%	100%	88%
VISION AND VALUES							
The district provides a clear, compelling vision for the future.	49%	50%	46%	49%	33%	57%	59%
The district is heading in the right direction.	46%	50%	38%	44%	44%	57%	53%
The district has high standards for student performance.	73%	50%	46%	79%	70%	86%	63%
The district makes decisions based on information from data and research.	37%	50%	46%	33%	30%	57%	50%
The district is working to close the achievement gap.	25%	0%	23%	25%	15%	43%	31%
TEACHING AND LEARNING							
The district provides a well-rounded educational experience for all students.	52%	50%	38%	53%	48%	43%	59%
Teachers personalize instructional strategies to address individual learning needs, special education and gifted.	55%	50%	38%	47%	59%	57%	88%
District schools are safe.	74%	50%	69%	70%	67%	86%	94%
The social and emotional needs of students are being addressed.	49%	50%	46%	44%	30%	57%	81%
Students are on track to be college and career ready.	62%	50%	38%	69%	44%	43%	69%
Technology is integrated into the classroom.	61%	50%	46%	59%	70%	71%	63%
COMMUNITY ENGAGEMENT							
The district engages the community as a partner to improve the school system.	40%	50%	31%	40%	30%	57%	47%
There is transparent communication from the District.	36%	50%	31%	41%	30%	29%	28%
The district engages with diverse racial, cultural and socio-economic groups.	22%	50%	23%	25%	11%	29%	19%
MANAGEMENT							
Facilities are well maintained.	77%	50%	77%	83%	78%	29%	66%
The district is fiscally responsible.	55%	50%	23%	61%	44%	43%	56%
The district employs effective teachers, administrators and support staff in its schools.	65%	50%	54%	64%	67%	43%	78%
Employees are held accountable to high standards.	49%	50%	23%	40%	52%	57%	88%
District technology infrastructure is sufficient to support 21st century learning.	47%	50%	31%	41%	67%	57%	59%

APPENDIX II: LEADERSHIP PROFILE ITEM ANALYSIS

Respondents were asked to select 4 statements they deem most important in selecting a new superintendent. Results are presented below by constituent group.

	All (199)	Administrator (2)	Community Member (13)	Parent Of Student Attending School (118)	Student (27)	Support Staff (7)	Teacher (32)
Recruit, employ, and retain effective personnel throughout the District and its schools	43%	50%	46%	50%	15%	43%	41%
Establish a culture of high expectations for all students and personnel	42%	0%	54%	44%	33%	29%	44%
Foster a positive, professional climate of mutual trust and respect among faculty, staff, and administrators	41%	50%	38%	34%	11%	43%	94%
Demonstrate a deep understanding of educational research and emerging best practices and implement strategies	36%	0%	23%	44%	26%	43%	22%
Provide transparent communication	35%	0%	31%	31%	37%	14%	59%
Provide a clear, compelling vision for the future	34%	50%	31%	36%	41%	43%	22%
Be visible throughout the District and actively engaged in community life	27%	50%	15%	25%	41%	14%	28%
Integrate personalized educational opportunities into the instructional program	23%	50%	23%	26%	33%	0%	6%
Provide guidance for district-wide curriculum and instruction	19%	100%	38%	17%	11%	0%	22%
Effectively plan and manage the long-term financial health of the District	18%	0%	38%	16%	26%	14%	9%
Be an effective manager of the Districts' day-to-day operations	17%	50%	0%	17%	15%	43%	19%
Understand and be sensitive to the needs of a diverse student population	14%	0%	23%	12%	19%	0%	16%