

AP Calculus AB

Part I **Summer Pre-View Packet**

- *all summer work is dependent upon your finalized schedule;*
- *attendance at this meeting does NOT ensure your enrollment in this course.*

Suggested Due Date Monday August 5th in Mrs. McCarthy's mailbox in the main office at RFH.

(no points will be deducted for handing it in with part 2 on the first day of school. It is in your best interest to complete this half of the assignment by this date to give you time to complete the second half of the summer assignment)

Questions?

Contact

Mrs. McCarthy: kmccarthy@rumsonfairhaven.org

The problems in this packet are designed to help you review topics from previous mathematics courses that are important to your success in AP Calculus.

YOU MAY USE A CALCULATOR ONLY WHEN INSTRUCTED TO DO SO. You may use your notes from previous mathematics courses to help you or use the internet as a resource. Additional copies of this packet may be obtained from the Math Department's homepage on the website.

Working with other students going into AP-Calculus is acceptable and encouraged.

Working with a tutor is not acceptable.

Part I: Please show all work below each question for full credit. Calculators are not permitted.

Find the equation for the specified line in **point-slope** form: $(y = m(x - x_1) + y_1)$

1. through $(0, -3)$ and $(-4, 6)$

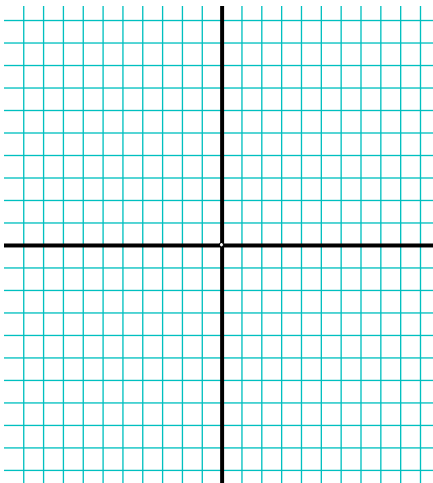
2. with slope -6 with y-intercept $\frac{1}{2}$

3. through $(-2, -3)$ and perpendicular to $3x - 9y = 12$

Complete the following for #s 4 – 9

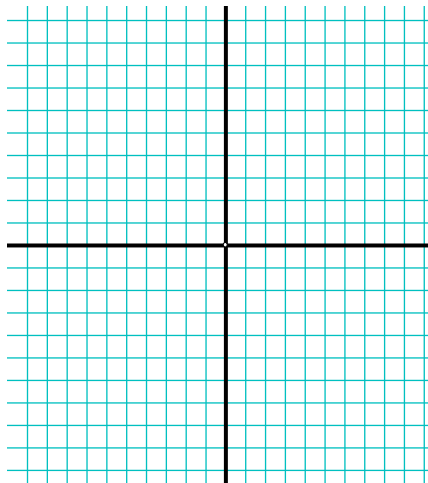
- a) Draw an **accurate** graph of the function
- b) Identify the domain and range
- c) Identify the end behavior

4. $f(x) = 2|x+3|-1$



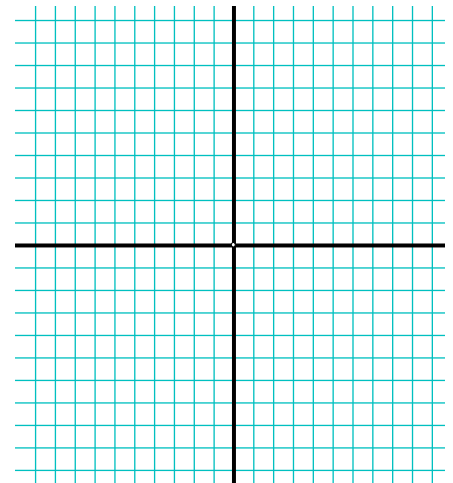
Domain: _____
Range: _____
End Behavior: _____

5. $y = \frac{1}{x}$



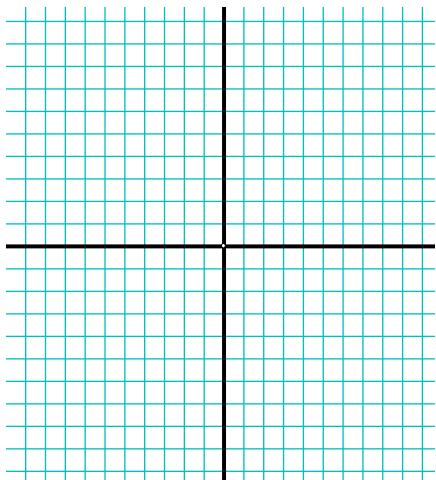
Domain: _____
Range: _____
End Behavior: _____

6. $y = e^x$



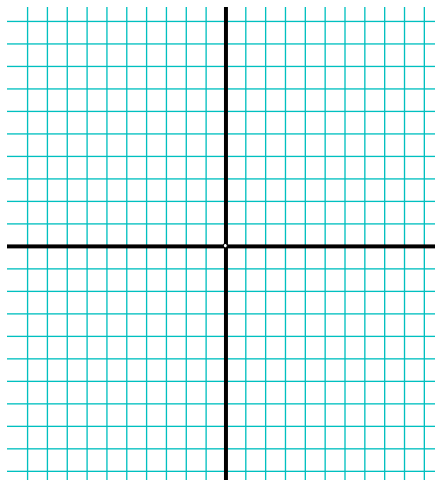
Domain: _____
Range: _____
End Behavior: _____

7. $y = \ln(x)$



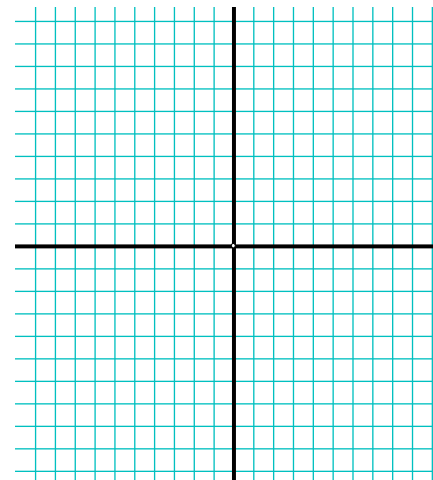
Domain: _____
 Range: _____
 End Behavior: _____

8. $y = \sqrt{x-3}$



Domain: _____
 Range: _____
 End Behavior: _____

9. $y = \sqrt[3]{x} + 2$

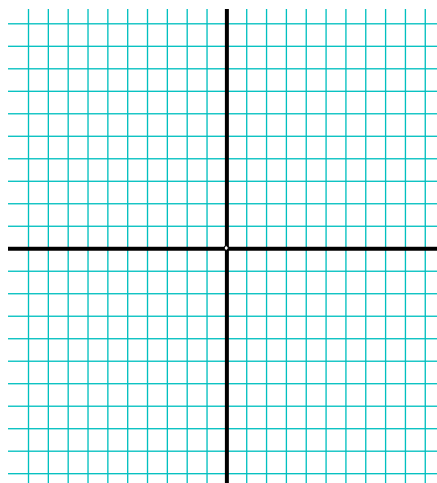


Domain: _____
 Range: _____
 End Behavior: _____

Complete the following for #s 10-12:

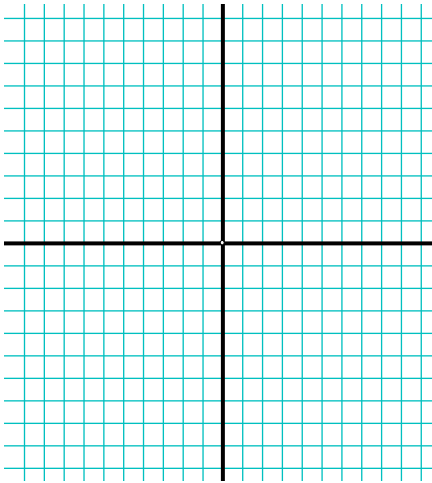
- a) Simplify
- b) Identify holes
- c) Identify the zeros
- d) Identify vertical asymptotes
- e) Identify horizontal / slant asymptote
- f) Sketch the rational function
- g) Identify domain and range
- h) Identify end behavior

10. $f(x) = \frac{x^3 - x}{x^2 - 4}$



Domain: _____
 Range: _____
 End Behavior: _____

11. $f(x) = \frac{x-4}{x^2-3x-4}$

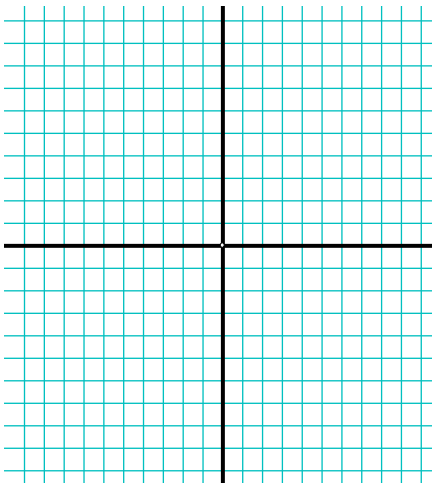


Domain: _____

Range: _____

End Behavior: _____

12. $f(x) = \frac{x^2-4x-32}{x^2-16}$



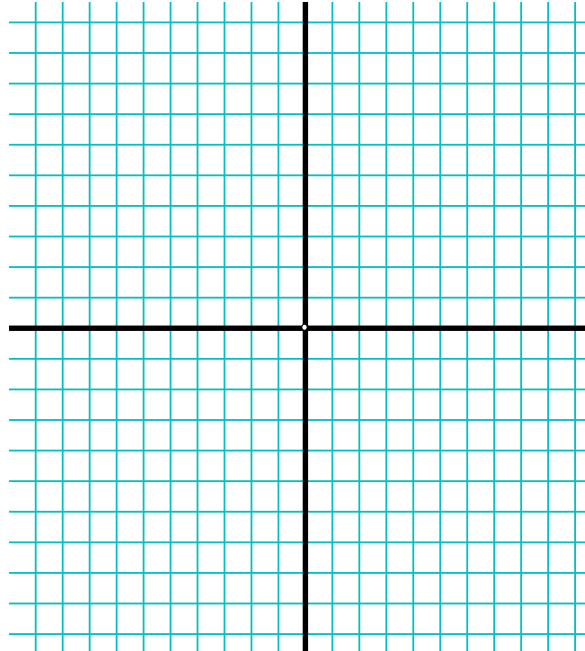
Domain: _____

Range: _____

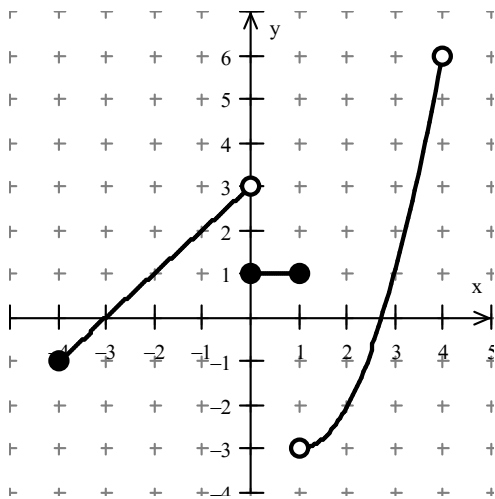
End Behavior: _____

Graph the following piecewise function. Be sure to draw accurate graphs and include a scale.

$$13. \begin{cases} \sin x + 1, & -2\pi < x < 0 \\ 2 \cos x, & 0 \leq x < \pi \end{cases}$$



14. Find the following limits based on the graph below.



a) $\lim_{x \rightarrow 0^-} =$

b) $\lim_{x \rightarrow 0^+} =$

c) $\lim_{x \rightarrow 0} =$

Find the following limits algebraically.

15. $\lim_{x \rightarrow 3} (x^2 - 5x + 3) =$

16. $\lim_{x \rightarrow 2} \frac{x^2 - 5x + 6}{x^2 - 4} =$

17. Write a formula for $f \circ g$ and $g \circ f$ given $f(x) = 2+3x$, $g(x) = x^2$

Evaluate the following trig functions:

18. $\sin\left(\frac{2\pi}{3}\right) =$ _____

19. $\cos\left(\frac{5\pi}{2}\right) =$ _____

20. $\tan\left(-\frac{3\pi}{4}\right) =$ _____

21. $\csc\left(-\frac{11\pi}{6}\right) =$ _____

22. $\sec(\pi) =$ _____

23. $\cot(-\pi) =$ _____

Find the exact (not decimal) value of x .

24. $(1.23)^x = 4$

25. $e^{\ln(x)} = 20.03$

26. $\ln x = 6$

27. $\log_2 5 - \log_2 x = 3$

Find all real solutions of x:

28. $2x^2 + 13x - 24 = 0$

29. $x + \frac{4}{x} = 4$

30. $\sqrt[3]{2x-3} - 2 = 0$

Determine all points of intersection

31. Parabola $y = x^2 + 3x - 4$ and line $y = 5x + 11$

AP Calculus AB

Part II

Summer Pre-View Packet

Due in class on the first day of school!
September 5th!!

Questions?

Contact

Ms. Hansen: lhansen@rumsonfairhaven.org

Mrs. McCarthy: kmccarthy@rumsonfairhaven.org

The problems in this packet are designed to help you review topics from previous mathematics courses that are important to your success in AP Calculus.

YOU MAY USE A CALCULATOR ONLY WHEN INSTRUCTED TO DO SO. You may use your notes from previous mathematics courses to help you or use the internet as a resource. Additional copies of this packet may be obtained from the Math Department's homepage on the website.

Working with other students going into AP-Calculus is acceptable and encouraged.

Working with a tutor is not acceptable.

Part II: Show all work when necessary for full credit. A calculator is permitted on this section.

1. Given $g(x) = x^3 - 2x^2 - 2x + 3$ over the interval $[-3, 1]$, find

- a) the zeros of g
- b) the minimum value of g and where it occurs
- c) the maximum value of g and where it occurs
- d) the y -intercept of g
- e) the x -intercepts of g

Geometry

2. Find the volume and surface area of the following (**include units**):

- a. Sphere with diameter 6 mm

Volume =

S.A. =

- b. Cylinder with radius 3 in. and height 7 in

Volume =

S.A. =

- c. Cone with diameter 16 ft. and height 15 in.

Volume =

S.A. =

- d. Cube with edge 6m.

Volume=

S.A. =

3. Find the following for the line segment AB if $A = (6, -8)$ and $B = (9, 18)$.

a. Slope:

b. Length:

c. Midpoint:

Miscellaneous

4. Evaluate $\frac{f(x+h) - f(x)}{h}$ and simplify if $f(x) = x^2 - 2x$.

Applications

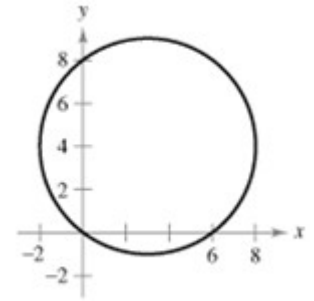
5. A tank with a rectangular base and rectangular sides is to be open at the top. It is to be constructed so that its width is 4 meters and its volume is 36 cubic meters. If building the tank costs \$10 per square meter for the base and \$5 per square meter for the sides, what is the cost of the least expensive tank?

Growth / Decay:

6. The weight of a radioactive substance after t years is given by $W = 1500 \times (0.993)^t$ grams. Find the following:
- the original amount of radioactive material
 - the amount of radioactive material remaining after 400 years
 - how long it would take to reduce the weight to 100 grams.
7. The population of water buffalo is given by $P(t) = 400 + 250 \sin(90t)$ where t is the number of years since the first estimate was made.
- What was the initial population?
 - What was the population size after 6 months?
 - Use technology to find the first time interval when the herd exceeds 500 (use degree mode).

8. Consider the circle $x^2 + y^2 - 6x - 8y = 0$

g. Find the center and radius of the circle



h. Find an equation of the tangent line to the circle at the point (0,0)

i. Find an equation of the tangent line to the circle at the point (6 , 0)

j. Where do the two tangent lines intersect?

9. A man has 340 yards of fencing for enclosing two separate fields, one of which is to be a rectangle twice as long as it is wide and the other a square. The square field must contain at least 100 square yards and the rectangular one must contain at least 800 square yards.

k. If x is the width of the rectangular field, what are the maximum and minimum possible values of x ?

l. What is the greatest number of square yards that can be enclosed in the two fields? Justify your answer.

10. A manufacturer finds it costs him $x^2 + 5x + 7$ dollars to produce x tons of an item. At production levels above 3 tons, he must hire additional workers, and his costs increase by $3(x - 3)$ dollars on his total production. If the price he receives is \$13 per ton regardless of how much he manufactures and if he has a plant capacity of 10 tons, what level of output maximizes profit?